


# Coyote Swap Pedal Bracket Instructions



Coyote swaps are a big thing in the Mustang hobby. With this swap growing more popular, and to introduce our pedal assemblies to 2005-2014 Mustang enthusiasts, we had to come up with a solution to pair the Ford Performance Control Pack and factory Electronic Throttle Control pedal with our FFP Customs Patented Pedal Assembly. What we did was make a bracket that attaches the Ford pedal to our existing pedal assembly's main structure. Follow along as we show you how it is installed.




*To add our Coyote Swap Pedal Bracket to the factory or Control Pack pedal, the factory bracket must be modified. We eliminate the 3<sup>rd</sup> hole on the factory pedal. We make a mark on the factory webbing where we need to cut it and use a saw to make the cut. The factory pedal is plastic, so this is a simple modification.*




(813) 928-1449

[www.FFPcustoms.com](http://www.FFPcustoms.com)



*We made this bracket to bolt a Ford Performance Control Pack Electronic Throttle Control pedal to our Patented Pedal Assembly. Our bracket attaches to the Control Pack pedal, and then the bracket is bolted to the pedal assembly. This bracket will also work with a factory 2005-2014 Mustang GT throttle pedal, as well. The 1/4-28 x 1 1/2" bolts are to mount the bracket to the main structure, while the 1/4-28 x 1 3/4" are to mount your pedal to our bracket.*



*With a 1979-1993 Mustang, it may be necessary to modify or trim the factory cowl support bracket. However, that is only if you mount the pedal to the point where it is up against the firewall. The factory cowl support panel curves in towards the pedals, and the panel and pedal are fighting for the same space. This bracket is the one attaching the cowl to the trans tunnel under the dash.*

The installation of the pedal bracket is straightforward. Simply trim the factory throttle pedal bracket as we show, bolt our Swap Bracket to it, and then bolt the FFP bracket to the pedal assembly's main structure. Remember, even though we bill this as a Coyote Swap Pedal Bracket, it will fit all Mustang GTs from 2005-2014.

Like all other FFP Customs parts, this Coyote Swap Pedal Bracket is designed as a Bolt On & Go installation. However, if you do hit any snags with the installation feel free to contact us via phone or social media. We would rather you contact us for clarification instead of being frustrated with the installation.

Proudly Made in the USA.

FFP Customs

(813) 928-1449

[www.FFPCustoms.com](http://www.FFPCustoms.com)

Copyright © 2021 Frazier's Fabrication & Performance. All Rights Reserved.