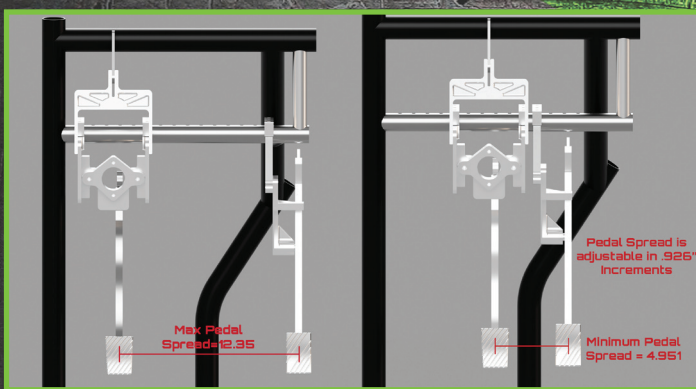
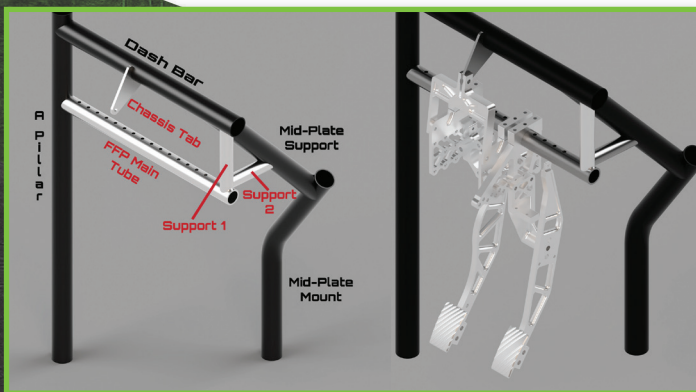


## Installation Info:

- FFP main tube installs off of A-Pillar bar at the desired height per the chassis and driver comfort. (up & down)
- Two supports are required on the other end of the FFP main tube. (material included in kit)
- First support off of FFP main tube to dash bar
- Second support off of FFP main tube to mid-plate mount or equivalent.
- Once brake pedal position is set left to right. A chassis tab is required to be welded off the dash bar on one end and then bolts to the FFP cowl panel. (chassis tab included in kit).
- Plastic end cap is included in kit, for the end of the FFP main tube for a finished look.



## About FFP Customs

Ryan Frazier - Owner

Ryan Frazier is a fabricator and CNC programmer, specializing in custom quality automotive work, with a strong focus on Ford Mustang Drag Racing. Ryan's attention to detail and precise fitment of all his products has earned him a stellar reputation among his customers. Safety, function and performance coupled with his knowledge of fixtures and jiggging are the cornerstones of Ryan's business.

Proudly made in the USA.



*"My parts are made in house, with care. If you call me for support, you'll get help from a person who has actually touched the part you're working with. Call me old fashioned, but that's how I believe it should be."*

813.928.1449

sales@FFPcustoms.com


FFPcustoms.com

Follow us:    

# FFP

CUSTOMS

## SKELETOR PEDAL ASSEMBLY



813.928.1449

sales@FFPcustoms.com

FFPcustoms.com

Follow us:    

MADE IN USA